



# SOLAR STORAGE SYSTEM

For Residential

Green Energy Changes The World

[www.srneinverter.com](http://www.srneinverter.com)

2024



## Brief Introduction

About SRNE	4
Connection Diagram	6

## Selection Guide

System Connection	7
Mobile APP	8
Naming Rule	9
Quick Selection Guide	10


## Product Parameter

01/ EVH series	12
02/ EOV series	14
03/ EOH series	16
04/ EOP series	18
05/ EOT_3~5kW series	20
06/ EOT_1~2kW series	22
07/ EOA series	24
08/ EOS series	26
09/ EOC series	28
10/ EOM series	30

# About SRNE

SRNE Solar Co.,Ltd. was established in 200, headquartered in Shenzhen, China,Which is a high-tech enterprise integrating R&D, production, sales and service.

At present, We provide customers with three major product lines: Solar storage system, Solar storage inverter, Solar charge controller



SRNE Global Headquarter / Shenzhen, China

## 2021-2024

- Awarded Shenzhen Famous Brand Product
- Development and production of photovoltaic energy storage systems

## 2017-2020

- Investment Dongguan production base and expanded factory area to 20,000 sqm
- Development and production of solar charge inverters

## 2012-2016

- Establishment of a foreign sales department to develop international markets
- Development and production of solar charge controllers

## 2009

- SRNE Solar Co.,Ltd. established
- Development and production of solar street light controllers

## Our Vision

- A world-class provider of customer-side PV energy storage products and solutions

## Business Philosophy

- Integrity
- Innovative
- Surpass
- Win-win

## Our Mission

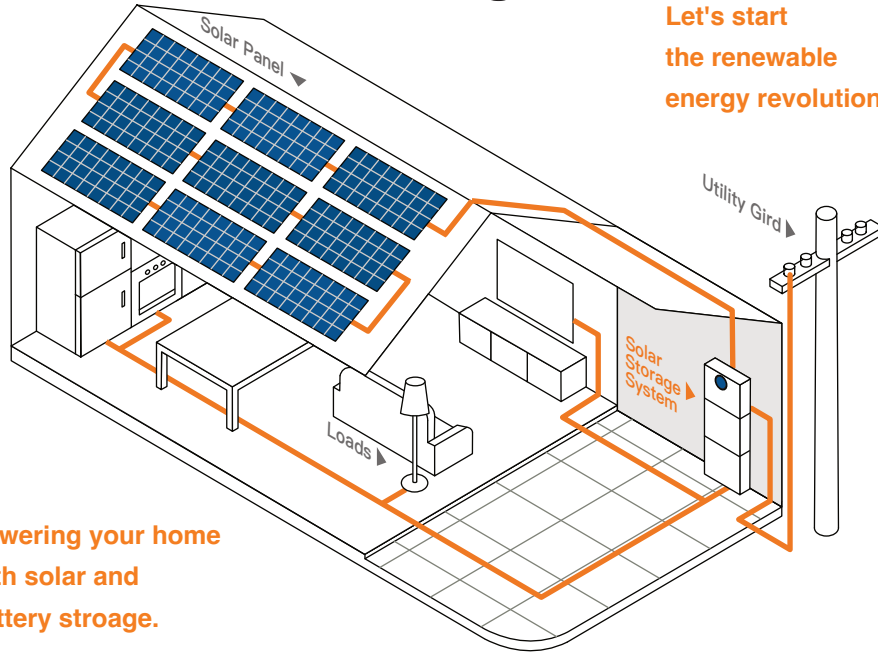
- Our mission is "green energy changes the world"

## Product Philosophy

- High-efficiency
- High-quality
- Cost-effective
- Excellent-service

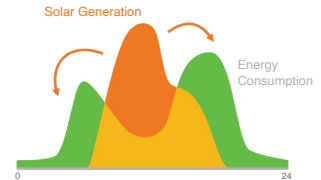


# Connection Diagram



Let's start  
the renewable  
energy revolution.

Powering your home  
with solar and  
battery storage.



Safe



Plug&Play



Uninterrupted



Scalable



Efficiency

Solar energy is volatile and does not match the daily peak of electricity consumption, so we need Solar Energy Storage System to regulate the energy distribution and convert solar energy into stable AC energy.

# System Connection

## Solar Panels

Solar modules convert light energy into DC electrical energy by means of the photovoltaic effect. And it's the energy source of entire system.

## Utility Grid (AC input)

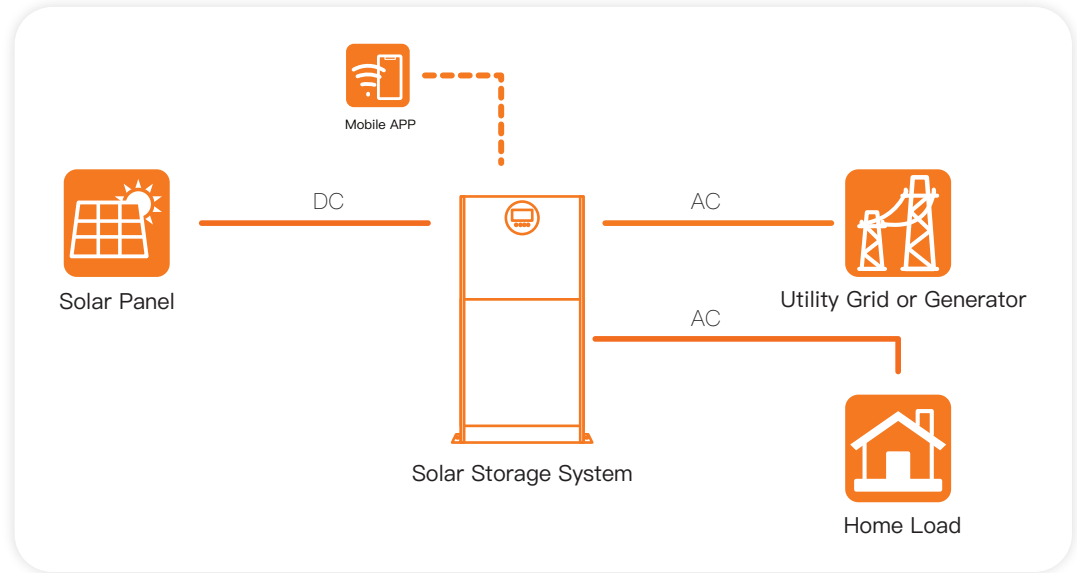
The mains electricity or generator can be used as an energy supplement to the PV system, charging the batteries or supplying the load when there is a lack of solar energy, and some models support the feeding of excess power back into the grid.

## Battery

Batteries are used to store energy, for example to store photovoltaic energy generated during the day for use at night, or to provide emergency power for households in the event of a mains power failure

## Home Load (AC output)

For electrical equipment throughout the home, please select the appropriate model according to the power used

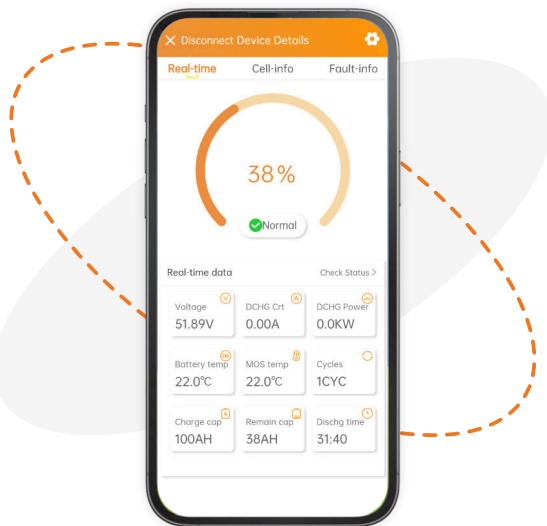


## Solar Storage System

A photovoltaic energy storage system serves as the energy conversion and control center for the entire household photovoltaic system. Its primary function is to convert unstable photovoltaic power into stable AC power for household loads, and to store excess energy in energy storage batteries.

Users can set various operating modes according to their needs and choose the priority of electricity use to maximize electricity utilization. Additionally, the system can be monitored through a mobile app to check the operational status of the equipment.

# Mobile APP



Users can monitor the energy storage system parameters in real-time through the APP, including battery level, charging and discharging status and power, and receive real-time alarms in case of system malfunctions. This remote monitoring and alarm system enhances the safety and reliability of the energy storage system and facilitates its management and usage. (Be limited to EOS series)



WIFI APP



Bluetooth APP



# Naming Rule

## Series name

This character represents the name of the product series

Product installation method

## Output voltage

Represents the output voltage of the inverter

"220 "stands for EU standard voltage (200~240Vac)

"110 "stands for US standard voltage (100~120Vac)

EOS 05 B 110

## Battery storage capacity

05: Battery capacity is 5kWh

10: The battery capacity is 10kWh

## Product category

B: Energy storage battery

C: Power conversion module

S: Energy storage system

# Quick Selection Guide

## All-in-one Solar Storage System (Separate inverter and battery module)

Series	Inverter Module						Battery Module		
	Model	Rated Output Power	Output Mode	Max. PV Array Power	Max. PV Open Circuit Voltage	Max. Battery Hybrid Charging Current	Model	Battery Energy	Num. of Parallel
EOV Series	SR-EOV05C-110	5,000W	Off-grid	5,500W	500Vdc	100A	SR-EOV05B	5.12kWh	1~4 units
	SR-EOV05C-220								
EOH Series	SR-EOH05C-110	5,000W	Off-grid	5,500W	500Vdc	100A	SR-EOH05B	5.12kWh	1~9 units
	SR-EOH05C-220								
	SR-EOH08C-110	7,500W		5,500W+5,500W	500Vdc+500Vdc	200A			
	SR-EOH10C-220								
EOP Series	SR-EOP04C-220	4,000W	Hybrid	3,000W+3,000W	500Vdc+500Vdc	100A	SR-EOP05B	5.12kWh	1~4 units
	SR-EOP06C-220	6,000W		4,500W+4,500W					

## All-in-one Solar Storage System (Integrated inverter and battery)

Series	Model	Output		Battery			PV Input		AC Bypass Output	
		Rated Output Power	Output Mode	Battery Capacity	Rated Voltage	Max. Charging Current	Max. PV Open Circuit Voltage	Max. Charging Current	Auto Bypass Rated Output Power	Manual Bypass Rated Output Power
EOT Series	SR-EOT01S-220	1.5kW	Off-grid	100Ah	12.8V	100A	108V	60A	2kW	5kW
	SR-EOT02S-220	2.5kW			25.6V				3kW	
Series	Model	Output		PV Input			Battery			
		Rated Output Power	Output Mode	Max. Peak Power	Max. PV Open Circuit Voltage	Max. AC Charging Current	Battery Capacity	Battery Rated Voltage	Max. Charging Current	Num. of Parallel
EOT Series	SR-EOT03S-220	3.5kW	Off-grid	6kVA	145V	60A	100Ah	51.2V	100A	1~3 units
	SR-EOT05S-220	5kW		10kVA	500V	100A				
	SR-EOT05S-110									

## Micro Solar Storage System (Integrated controller and battery)

Series	Model	DC Output		PV Input			Battery		
		Max. DC Output Power	DC Output Current	Max. PV Array Power	Max. Input Current	Start-up Voltage	Battery Energy	Max. Charging Power	Max. Discharging Power
EOA Series	SR-EOA02S	1,000W	20A	600W+600W	20A+20A	25Vdc	2.56kWh	1,200W	1,000W

# Quick Selection Guide

## Solar Storage Battery

Series	Main Info							
	Model	Rated Battery Voltage	Rated Capacity	Battery Energy	Cycling Lifespan	Max. Charging Current	Max. Discharging Current	Num. of Parallel
EOS Series	SR-EOS05B	51.2V	100Ah	5.12kWh	6000	100A	100A	1~16 units
	SR-EOS10B		200Ah	10.24kWh		150A	200A	
	SR-EOS15B		314Ah	16.07kWh	8000	200A	200A	
EOC Series	SR-EOC05B		100Ah	5.12kWh	6000	100A	100A	

## Solar Storage Battery-High Voltage Battery

Series	Main Info					General Info	
	Model	Rated Battery Voltage	Battery Working Voltage Range	Battery Energy	Battery Pack Configuration	Weight	Dimension
EVH Series	EVH-7.5KWH	144V	114.7V-159.7V	7.488kWh	1P45S	~80kg	606*730*220mm
	EVH-10KWH	192V	153V-213V	9.984kWh	1P60S	~105kg	606*900*220mm
	EVH-12.5KWH	240V	191.2V-266.2V	12.48kWh	1P75S	~129kg	606*1070*220mm
	EVH-15KWH	288V	230V-319V	14.976kWh	1P90S	~152.3kg	606*1240*220mm
	EVH-17.5KWH	336V	267.7V-372.7V	17.472kWh	1P105S	~176.2kg	606*1410*220mm
	EVH-20KWH	384V	306V-426V	19.968kWh	1P120S	~199.5kg	606*1580*220mm

\*P indicates the number of parallel connections / S indicates the number of series connections - 1P45S indicates that there is a group of batteries connected in parallel, and 45 batteries are connected in series within each group.

## Lithium Battery for Campervan

Series	Model	Main Info							
		Rated Battery Voltage	Rated Capacity	Battery Energy	Cycling Lifespan	Max. Charging Voltage	Max. Charging Current	Max. Discharging Current	Num. of Parallel
EOM Series	SR-EOM04B	12.8V	314Ah	4.01kWh	8000	14.4V	200A	200A	1~16 units

# EVH series

Battery module:

EVH-7.5KWH

EVH-10KWH

EVH-12.5KWH

EVH-15KWH

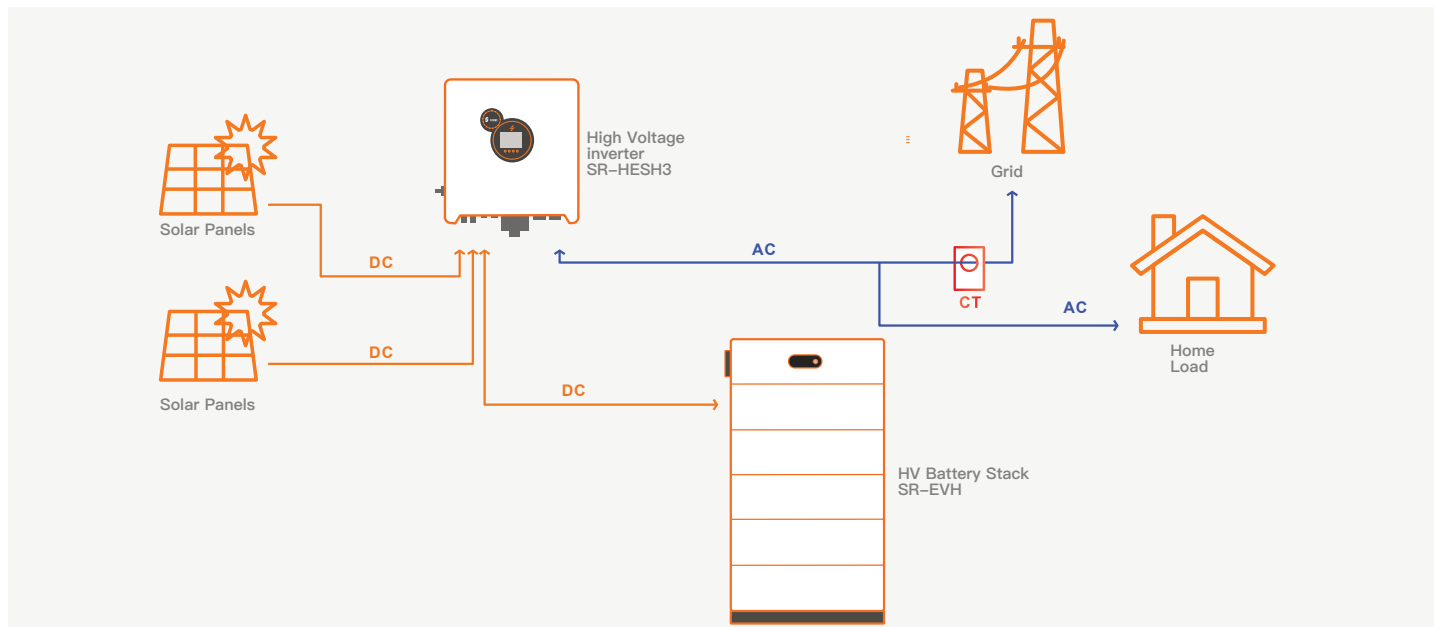
EVH-17.5KWH

EVH-20KWH

- Plug-and-play, eliminate the clutter of wires
- Support real-time viewing of information via APP
- High quality lithium iron phosphate cells
- Up to 8 batteries in parallel expand to 20kWh
- IP65 waterproof protection degree
- Built-in BMS, automatic fire-fighting aerosol device, automatic activation of heating module, environmental adaptability



Model	EVH-7.5KWH	EVH-10KWH	EVH-12.5KWH	EVH-15KWH	EVH-17.5KWH	EVH-20KWH
Main Info						
Rated Voltage	144V	192V	240V	288V	336V	384V
Operating voltage	114.7V~159.7V	153V~213V	191.2V~266.2V	230V~319V	267.7V~372.7V	306V~426V
Rated Capacity	7.488kWh	9.984kWh	12.48kWh	14.976kWh	17.472kWh	19.968kWh
Battery Pack Configuration	1P45S	1P60S	1P75S	1P90S	1P105S	1P120S
General						
Weight	~80kg	~105kg	~129kg	~152.3kg	~176.2kg	~199.5kg
Dimension	606*730*220mm	606*900*220mm	606*1070*220mm	606*1240*220mm	606*1410*220mm	606*1580*220mm



# EOV series

Inverter module:


SR-EOV05C-110(5kW)

SR-EOV05C-220(5kW)

Battery module:

SR-EOV05B(5.12kWh)

- Up to 4 batteries in parallel expand to 20.48kWh
- High quality lithium iron phosphate cells
- No matching and commissioning required, ready to install
- Up to 2 systems in parallel with double storage & output
- Large LCD screen with real-time data
- Multiple charge and discharge modes available



Inverter Module	SR-EOV05C-110	SR-EOV05C-220	Can Be Set
<b>Output</b>			
Rated Output Power	5,000W		
Max. Peak Power	10,000VA		
Load Capacity of Motor	4HP		
Wave Form	Pure Sine Wave		
Rated Output Voltage	110Vac single-phase	220Vac single-phase	✓
Max. Parallel Capacity	2 units (up to 10kW )		✓
Output Mode	Off-grid		✓
<b>Solar Input</b>			
Solar Charge Type	MPPT		
Max. Solar Array Power	5,500W		
Max. Solar Open Circuit Voltage	500Vdc		
<b>Grid / Generator Input</b>			
Input Voltage Range	90~140Vac	90~280Vac	
Bypass Overload Current	63A	40A	
<b>Battery Charging</b>			
Max. Solar Charging Current	100A		✓
Max. Grid/Generator Charging Current	40A	60A	✓
<b>General</b>			
Dimension	500*555*130mm (1.64*1.82*0.42ft)		
<b>Battery Module</b>	<b>SR-EOV05B</b>		<b>Can Be Set</b>
Battery Power	5.12kWh		
Rated Voltage	51.2V		
Rated Capacity	100Ah		
Battery Type	LFP		
Cycling Lifespan	6000 (80%DOD,0.5C,25°C)		
Max. Parallel Capacity	4 units (up to 20.48kWh)		✓
Dimension	600*555*130mm (1.96*1.82*0.42ft)		
Standard	UN38.3,MSDS,UL1973, IEC62619,IEC61000 RoHS		

# EOH series

## Inverter module:

SR-EOH05C-110(5kW)

SR-EOH08C-110(7.5kW)


SR-EOH05C-220(5kW)

SR-EOH10C-220(10kW)

## Battery module:

SR-EOH05B(5.12kWh)

- Integrated inverter design, easy to use and quick to install
- Users can set the charging and discharging time of the battery and mains to save on electricity bills
- The system offers various charging methods, including solar power, commercial power, or a combination of both
- The system allows for parallel connection of up to 9 batteries, providing a maximum capacity of 45kWh.





Inverter Module	SR-EOH05C-110	SR-EOH05C-220	SR-EOH08C-110	SR-EOH10C-220	Can Be Set
<b>Output</b>					
Rated Output Power	5,000W		7,500W	10,000W	
Max. Peak Power	10,000VA		15,000VA	20,000VA	
Load Capacity of Motor	4HP		6HP		
Wave Form	Pure Sine Wave				
Rated Output Voltage	120Vac single-phase	220Vac single-phase	120Vac single-phase 240Vac split-phase	230Vac single-phase	✓
Output Mode	Off-grid				
<b>Solar Input</b>					
Solar Charge Type			MPPT		
Max. Solar Array Power	5,500W		5,500W + 5,500W		
Max. Solar Open Circuit Voltage	500Vdc				
<b>Grid / Generator Input</b>					
Input Voltage Range	90-140Vac	90-280Vac	90-140Vac	90-280Vac	
Bypass Overload Current	63A	40A	63A		
<b>Battery Charging</b>					
Max. Solar Charging Current	100A		200A		✓
Max. Grid/Generator Charging Current	40A	60A	100A	120A	✓
<b>General</b>					
Dimension	655*353*210 (2.14*1.15*0.69ft)		655*353*328mm (2.14*1.15*1.07ft)		
<b>Battery Module</b>					
		SR-EOH05B			Can Be Set
Battery Power	5.12kWh				
Rated Voltage	51.2V				
Rated Capacity	100Ah				
Battery Type	LFP				
Cycling Lifespan	6000 (80%DOD,0.5C,25°C)				
Max. Parallel Capacity	9 units (up to 46.08kWh)				
Dimension	655*353*205mm (2.14*1.15*0.6ft)				
Standard	UN38.3,MSDS,IEC62619,UL1973,IEC61000-6:2019,RoHS				

# EOP series

Inverter module:


SR-EOP04C-220(4kW)

SR-EOP06C-220(6kW)

Battery module:

SR-EOP05B(5.12kWh)

- Up to 4 batteries in parallel expand to 20.48kWh
- Supports off-grid/on-grid output mode
- Comprehensive protection from hardware to software
- Large LCD screen with real-time data
- IP65 protection degree for outdoor installation
- Plug-and-play with modular design



INVERTER MODULE	SR-EOP04C-220	SR-EOP06C-220
<b>PV CHARGE</b>		
Max. PV Array Power	3,000W+3,000W	4,500W+4,500W
Max. Input Current	16A+16A	
Max. Open-circuit Voltage	500Vdc+500Vdc	
<b>GENERATOR INPUT</b>		
Input Voltage Range	90~280Vac	
Max. AC Bypass Current	40A	
<b>AC OUTPUT (GRID)</b>		
Rated AC Output Power	4,000W	6,000W
Rated Output Voltage	230Vac	
<b>EPS OUTPUT (BACKUP)</b>		
Rated Output Power	4,000W	6,000W
Rated Output Voltage	230Vac	
<b>BATTERY CHARGE</b>		
Max. Generator Charging Current	60A	60A
Max. Grid Charging Current	60A	60A
Max. Hybrid Charging Current	100A	100A
<b>GENERAL</b>		
Num. of Parallel	1-6 units	
Dimensions	570*600*251mm (1.87*1.97*0.82ft)	
Protection Degree	IP65	
On-grid Standard	G99, NRS-097, CEI 021, VDE-ARN-4105, EN50549-1, UNE217002	
<b>BATTERY MODULE</b>		
<b>SR-EOP05B</b>		
Battery Power	5.12kWh	
Rated Voltage	51.2V	
Battery Type	LFP	
Cycling Lifespan	6000 (80%DOD,0.5C,25°C)	
Max. Charging/Discharging Current	100A	
Num. of Parallel	4 units, up to 20.48kWh	
Dimensions	415*600*251mm (1.36*1.97*0.82ft)	
Standard	EN IEC 62619, UN38.3, UL1973	

# EOT series

## Storage System:

SR-EOT03S 220  
(3kW+5.12kWh)

SR-EOT05S-220  
(5kW+5.12kWh)

SR-EOT05S-110  
(5kW+5.12kWh)

## Battery module:

SR-EOV05B(5.12kWh)

- 3 batteries can be connected in parallel, and the battery capacity can be expanded to 20.48kWh.
- High quality lithium iron phosphate cells .
- Plug and play, saving time, effort and installation costs.
- Up to 2 systems in parallel with double storage & output (EOT05S)
- Integrated circuit breaker improves system safety.
- Support Wifi, real-time data can be viewed through APP.



MODEL	SR-EOT03S-220	SR-EOT05S-220	SR-EOT05S-110
<b>INVERTER OUTPUT</b>			
Rated Output Power	3,500W		5,000W
Max.Peak Power	6,000VA		10,000VA
Rated Output Voltage	230Vac (Single-phase)		120Vac single-phase
<b>BATTERY</b>			
Battery Type	LiFePO4		
Battery Energy	5.12kWh		
Battery Capacity	100AH		
Battery Rated Voltage	51.2V		
Battery Working Voltage Range	44.8~57.6V		
Standard Charge current	50A		
Max. Charge Current	100A		
<b>PV CHARGE</b>			
Max. Output Power	3,200W		5,500W
Max. MPPT Charging Current	60A		100A
Max. Voltage of Open Circuit	145V		500V
MPPT Voltage Range	60~115Vdc		120~450Vdc
<b>AC CHARGE</b>			
Max. AC Charge Power	3,150W		2,100W
Max. AC Charging Current	60A		40A
Rated Input Voltage	220/230Vac		110/120Vac
Input Voltage Range	90~280Vac		90~140Vac
<b>GRID/GENERATOR</b>			
Input Voltage Range	90~280Vac		
Bypass Overload Current	30A	40A	63A
<b>GENERAL</b>			
Protection Degree	IP20		
Noise	≤40dB		
Dimensions	972*555*130mm		

# EOT series

## Storage System:

SR-EOT01S-220  
(1.5kW+1.28kWh)

SR-EOT02S-220  
(2.5kW+2.56kWh)

- Low noise design provides users with a quieter user experience.
- Automatic and manual bypass function Equipped with automatic and manual power switching function, manual switching can provide a maximum power of 5000W.
- Pure sine wave output Stronger carrying capacity, can connect more household loads.
- Fast charging PV and AC hybrid charging, fast charging speed, can fully charge the battery in up to 1 hour



MODEL	SR-EOT01S-220	SR-EOT02S-220
<b>INVERTER OUTPUT</b>		
Rated Output Power	1,500W	2,500W
Max.Peak Power	3,000VA	5,000VA
Rated Output Voltage	230Vac (Single-phase)	
<b>BATTERY</b>		
Battery Type	LiFePO4	
Battery Energy	1.28kWh	2.56kWh
Battery Capacity	100Ah	
Battery Rated Voltage	12.8V	25.6V
Battery Working Voltage Range	11.2~14.4V	22.4~28.8V
Standard Charge current	50A	
Max. Charge Current	100A	
<b>PV CHARGE</b>		
Max. Output Power	1,000W	1,500W
Max. MPPT Charging Current	60A	
Max. Voltage of Open Circuit	108V	
MPPT Voltage Range	30-95Vdc	
<b>AC CHARGE</b>		
Max. AC Charge Power	1,000W	1,500W
Max. AC Charging Current	40A	60A
Rated Input Voltage	220/230Vac	
Input Voltage Range	90~280Vac	
<b>AC Bypass Output</b>		
Auto Bypass Rated Output Power	2,000W	3,000W
Manual Bypass Rated Output Power	5,000W	
Frequency	50Hz	
AC Input Breaker	30A	
<b>GENERAL</b>		
Protection Degree	IP20, Indoor Only	
Noise	≤40dB	
Dimensions	320*300*200mm (1.04*0.98*0.65ft)	420*400*300mm (1.37*1.31*0.98ft)



# EOA series

Storage System:  
SR-EOA02S(2.56kWh)

- Up to 2 in parallel connection, expand to 5kWh
- Supports optional external meter for anti-backflow
- Lithium battery integrated controller, easy to install
- Integrated PV isolation switch for safety
- Support Wifi and BT view real-time data via APP
- Supports charging and discharging at the same time





MODEL		SR-EOA02S
<b>PV INPUT</b>		
Num. of MPPT		2
Max. Input Power		600W+600W
MPPT Voltage Range		25-60Vdc
Start-up Voltage		25Vdc
Max. Input Current		20A+20A
MPPT Efficiency		98%
<b>BATTERY</b>		
Battery Type		LFP
Battery Energy		2.56kWh
Max. Charging Power		1,200W
Max. Discharging Power		1,000W
Life Time (25°C)		20 years
Life Cycles (80% DOD,0.5C,25°C)		6000 cycles
<b>DC OUTPUT</b>		
Max. DC Output Power		1,000W / output range: 0W~1,000W, 100W step
DC Output Voltage Range		28-50Vdc
DC Output Current		20A
DC Output Efficiency		97%
<b>GENERAL</b>		
Weight		30kg (66.14lb)
Dimension		560*459.6*130mm (1.84*1.51*0.43ft)
Communication		Bluetooth / WiFi / RS485
Storage Condition		6 months@25°C, 3 months@35°C, 1 months @45°C
Charging Temp. Range		0~45°C (32~113°F)
Discharging Temp. Range		-10~45°C (14~113°F)
Cooling Method		Natural cooling
Protection Degree		IP65
<b>STANDARD</b>		
Transportation		UN38.3, MSDS
Standard		IEC 62619: 2017, EN IEC 61000-6

# EOS series

## Battery module:

SR-EOS05B(5.12kWh)

SR-EOS10B(10.24kWh)

SR-EOS15B(16.07kWh)

- Supports wall or floor mounting
- Up to 16 in parallel connection, expand to 257.12kWh
- Min. width of just 19.1cm, saving space in the home
- Compatible with many brands of inverter protocols
- Support Wifi and BT view real-time data through APP
- SR-EOS15B supports secondary circuit breaker protection



MODEL	SR-EOS05B	SR-EOS10B	SR-EOS15B	Can Be Set
<b>MAIN INFO</b>				
Rated Voltage		51.2V		
Rated Capacity	100Ah	200Ah	314Ah	
Battery Power	5.12kWh	10.24kWh	16.07kWh	
Battery Type	LFP			
Cycling Lifespan	6000 (80%DOD,0.5C,25°C)		8000 (80%DOD,0.5C,25°C)	
Lifetime	20 years			
Max. Parallel Capacity	16 units			✓
<b>CHARGE&amp;DISCHARGE</b>				
Max. Charging Voltage	57.6V			✓
Over Discharging Voltage	44.8V			✓
Max. Charging Current	100A	150A	200A	✓
Peak Charging Current	110A (3s)	200A (3s)	220A (3s)	✓
Max. Discharging Current	100A	200A		✓
Peak Discharging Current	110A (3s)	220A (3s)		✓
<b>GENERAL</b>				
Weight	47kg (103.6lb)	88kg (194lb)	114kg (251.3lb)	
Dimension (L*W*H)	460*100*725mm (1.5*0.32*2.37ft)	620*205*1014mm (2*0.67*3ft)	460*271*1075mm (0.89*1.51*3.53ft)	
Communication	CAN / RS485 / USB / WiFi / Bluetooth			✓
Storage Condition	6 months@25°C/77°F, 3 months@35°C/95°F, 1 month@45°C/113°F			
Charging Temp. Range	0~45°C (32~113°F)	0~55°C (32~131°F)	0~45°C (32~113°F)	
Discharging Temp. Range	-10~45°C (14~113°F)	-10~55°C (14~131°F)	-10~45°C (14~113°F)	
Cooling Method	Natural Cooling			
Protection Grade	IP30	IP65		
<b>STANDARD</b>				
Transportation	UN38.3,MSDS			
Standard	IEC 62619: 2017,EN IEC 61000-6, UL1973	EN IEC 61000,EN IEC 62619,IEC62321, EN 60529	EN55032,EN55024,EN61000-3-2, EN61000-3-3	

# EOC series

Battery module:  
SR-EOC05B(5.12kWh)



- Supports USB interface for direct computer communication.
- Supports wall, floor, stack or rack mounting
- Up to 16 in parallel connection, expand to 81.92kWh
- Minimum width of 12cm, saving space at home
- Low internal resistance design mode is adopted

MODEL	SR-EOC05B	Can Be Set
<b>MAIN INFO</b>		
Rated Voltage	51.2V	
Rated Capacity	100Ah	
Battery Power	5.12kWh	
Battery Type	LFP	
Cycling Lifespan	6000 (80%DOD,0.2C,25°C)	
Lifetime	20 years	
Max. Parallel Capacity	16 units	✓
<b>CHARGE&amp;DISCHARGE</b>		
Max. Charging Voltage	57.6V	✓
Over Discharging Voltage	44.8V	✓
Standard charge current	50A	
Max. Charging Current	100A (1C)	✓
Peak Charging Current	110A (1.1C,3s)	✓
Standard discharge current	50A	
Max. Discharging Current	100A (1C)	✓
Peak Discharging Current	110A (1.1C,3s)	✓
<b>GENERAL</b>		
Weight	45kg (99.2lb)	
Dimension (L*W*H)	580*446*120mm (1.9*1.46*0.39ft)	
Communication	CAN / RS485 / USB /	✓
Storage Condition	6 months@25°C/77°F, 3 months@35°C/95°F, 1 month@45°C/113°F	
Charging Temp. Range	0~45°C (32~113°F)	
Discharging Temp. Range	-10~45°C (14~113°F)	
Cooling Method	Natural Cooling	
Protection Grade	IP30	
<b>STANDARD</b>		
Transportation	UN38.3,MSDS	
Safety	IEC 62619: 2017,EN IEC 61000-6,UL1973	

# EOM series

Battery module:  
SR-EOM04B(4.01kWh)

- Adopts smart fuse, secondary protection
- Supports direct connection to PC via USB port
- Up to 16 units in parallel, expand to 64.16kWh
- Adopts high power BMS, up to 250A maximum current
- Excellent heat dissipation with metal casing
- Built-in WiFi and BT, supports to view data via APP
- With lithium battery 0V activation function
- Built-in heater supports battery charging when cold



MODEL	SR-EOM04B	Can Be Set
<b>MAIN INFO</b>		
Rated Voltage	12.8V	
Rated Capacity	314Ah	
Battery Power	4.01kWh	
Battery Type	LFP	
Cycling Lifespan	8000 (80%DOD,0.2C,25°C)	
Max. Parallel Capacity	16 units	✓
<b>CHARGE&amp;DISCHARGE</b>		
Max. Charging Voltage	14.4V	✓
Over Discharging Voltage	11.2V	✓
Standard charge current	150A	
Max. Charging Current	200A	✓
Peak Charging Current	250A	✓
Standard discharge current	150A	
Max. Discharging Current	200A	✓
Peak Discharging Current	250A	✓
<b>GENERAL</b>		
Weight	31kg (68.34lb)	
Dimension (L*W*H)	410*328*206 (1.35*1.08*0.67ft)	
Communication	CAN / RS485 / RV-C / USB / WiFi / Bluetooth	✓
Storage Condition	6 months @25°C; 3 months @35°C; 1 month @45°C	
Charging Temp. Range	0~55°C (32~131°F)	
Discharging Temp. Range	-10~55°C (14~131°F)	
Cooling Method	Natural Cooling	
Protection Grade	IP30	
<b>STANDARD</b>		
Transportation	UN38.3,MSDS	
Safety	EN55032,EN55024,EN61000-3-2,EN61000-3-3	

@SRNE solar



### SRNE Solar Co.,Ltd

**Mail** [master@szshuori.com](mailto:master@szshuori.com)

**Web** [www.srneinverter.com](http://www.srneinverter.com)

[www.snesolar.com](http://www.snesolar.com)

**Add** 4-5F,Building13A,Taihua Wutong  
Industrial Park ,Gushu  
Development Zone , Hangcheng  
Street,Baoan, Shenzhen, China PR